

ApeosPort®-VII

C7773 / C6673 / C5573 / C4473 / C3373 / C3372 / C2273

DocuCentre-VII

C7773 / C6673 / C5573 / C4473 / C3373 / C3372 / C2273

Smart Work Gateway for Digital Transformation



Smart Work Gateway for Digital Transformation

The ApeosPort-VII / DocuCentre-VII series from Fuji Xerox is designed to accelerate your business transformation, removing technological barriers to allow you greater flexibility to work the way you want to work.

The entire user experience has been redefined, from its clever interactive touch screen and intelligent automated processes, to its seamless integration with cloud services and security features, allowing you powerful control over the creation and distribution of physical and digital documents, as well as predictive management for timely informed decision making.

The ApeosPort-VII / DocuCentre-VII series is at the heart of your pathway to realise enhanced businesses operability and scalability. Welcome to your digital transformation journey.



Simplicity

The latest multifunction devices share the same intuitive user interface that you have come to know and understand on your smart devices for simple and immersive user experience.

Digitalization

Streamline processes and promote efficiency with automation features to achieve an optimum level of scalability.



ApeosPort-VII

C7773 / C6673 / C5573 / C4473 / C3373 / C3372 / C2273

DocuCentre-VII

C7773 / C6673 / C5573 / C4473 / C3373 / C3372 / C2273

Copy/Print
Colour/B&W 70 sheets/minute*1
Scan
Colour/B&W 270 ppm*2
Printing resolution
1200×2400 dpi*3
Mobile supported
Wireless LAN supported

*1: Sheets/minute for C7773, 65 sheets/minute for C6673, 55 sheets/minute for C5573, 45 sheets/minute for C4473, 35 sheets/minute for C3373, 30 sheets/minute for C3372 and 25 sheets/minute for C2273.

*2: Ppm by single-pass duplex scanning using the Duplex Automatic Document Feeder C2-PC. 154 ppm when using the Duplex Automatic Document Feeder B1-PC.

*3: Dpi when the document type is set to photo. 600 x 600 dpi for texts, text/photos, and maps.



Cloud First

Scan or print directly to or from the cloud easily share documents without the hassle of multiple steps. It's all possible, right from the device.

Total Security

Secure data confidentiality, integrity and availability with strong device level encryption, document rights management and potential data backup creation.



Simplicity

A more connected world is the key philosophy behind Fuji Xerox's pursuit to re-define the user experience – and this is embodied in the ApeosPort-VII/DocuCentre-VII Series.

Incorporating familiar gestures of tap, swipe and select, and customisation to suit your workflow, the redesigned touch panel is your gateway to a new dimension of operability. Easy connectivity options with mobile devices and various cloud services, and a range of smart sensors working in the background to make sure the device is ready to go, when you need it, as you need it.

All new User Interface (UI)



Completely renewed UI panel design

The new UI panel can be operated with a tap and swipe just like a smartphone, adding an intuitive and familiar user experience to device operations. All operations can be completed using a single finger on the 10.1 inch colour touch panel. The improved menu navigation makes finding menu items easy, with fewer steps, improving overall operability.

Adjustable UI panel angle

A tilt mechanism has been adopted to enable angle adjustment, enabling the screen to be adjusted to avoid light reflections, or for the user to adjust its angle for an easier view.

Advanced operability

Colourful and user-friendly

Each function has been cleverly grouped by colour, allowing easy user recognition. Frequently used basic functions are displayed in the coloured area so they can be easily found and actioned.



Easy to find and locate

A hierarchy-free screen structure enables the various settings to be checked in a list. Detailed settings can also be specified via tap and swipe operations with a single finger.



Support for multiple languages

The device supports multiple languages including Japanese, English, Chinese (simplified/traditional), Korean, Thai, and Vietnamese, and can be easily switched to accommodate different users.

Selecting a destination becomes even easier

Destinations can be easily specified from the UI panel when sending a fax, and when sending an email or storing data to your computer when scanning. With the uniform display, only the usable functions and destinations will be displayed according to what you have entered. Even if you are unaccustomed to operating this device, you should be able to specify your destination without worries.

Mobility

Near Field Communication (NFC)

The Fuji Xerox ApeosPort / DocuCentre VII series offers NFC technology as a standard, for simplifying the print and scan process. Using NFC technology, a contactless communication can be established between a mobile and the multi function device.

Wireless LAN Kit

Adding Wireless LAN kit option, provides customer with a choice of further securing their print environment by providing separate printing options to their guests and employees respectively.

Print Utility

Fuji Xerox Print Utility enables users to print directly from iOS or Android™ devices, putting mobile printing and scanning convenience at your fingertips. Print stored photo albums, web pages or shoot and print on the go from your iOS or Android™ device. Simply wave your NFC enabled mobile device on the multifunction device to automatically launch Print Utility and you are ready to print or scan.



Portable UI

Your smartphone (iOS and Android™) can be used as a portable UI panel. Simply set a job on your smartphone and touch the NFC (near field communication) reader of the multifunction device to perform basic operations such as copy, scan and fax (Store to Folder or E-mail).

Up to 30 favorites can be registered

Portable UI for Business enables up to 30 frequently used sets of settings to be registered as favorites. These settings can be recalled with a single touch. The destination for sending faxes or saving scanned data can also be registered for added convenience.

User Friendly Operations

User friendliness via light and sound

The device cleverly uses light and sound to notify the user of its state. A gentle sound is easily heard over office noise, changing to correctly notify the user of a completed job. The center tray area is equipped with a sensor – a soft blue light flashes while printing and stays lit when printing is completed, signifying a job ready for collection. This reduces information leaks due to unretrieved printed documents.



Smart WelcomEyes

Sensors installed in the multifunction device detect an approaching user, automatically waking the device from sleep mode. This allows sleep mode to be engaged permanently for excellent energy saving – while ensuring that the device is ready to go, when you need it.

Document multi-feed detection

The Duplex Automatic Document Feeder (DADF) features an ultrasonic sensor that is capable of detecting overlapping documents feeding incorrectly, preventing scanning errors when copying or scanning multiple documents.

* Provided for C7773 / C6673 only.

Widely supporting various paper types

From postcards to long paper

The device supports a wide variety of sizes and weights, from envelopes, postcards to long documents up to a maximum of 320 x 1200 mm*¹, and from 52 to 300gsm. Long printing*² feature gives the ability to print longer documents such as banners.



*1: Printable area is 305 x 1194 mm.

*2: Only supported by the PCL driver and the Adobe® PostScript®3™ driver.

Retractable paper tray closed with a gentle push

Paper trays are equipped with a retracting mechanism that gently closes the tray without pushing it in all the way.



Self running environment

A joint partnership between customer and Fuji Xerox to create a constant health monitoring system. A predictive approach with timely actions is able to improve overall efficiency while people can focus on their core jobs.

Sense

Predict

Act

Partnership



Key Benefits

Informed decision making

Single point of management for networked devices including a central collection point for meter data, providing a complete view of the enterprise.

Knowledge sharing

Automated supply tracking and reordering capability enables end-to-end supply and just-in-time inventory management through continuous device monitoring; Sync Supply chain ordering process with individual departments.

Better operating margin

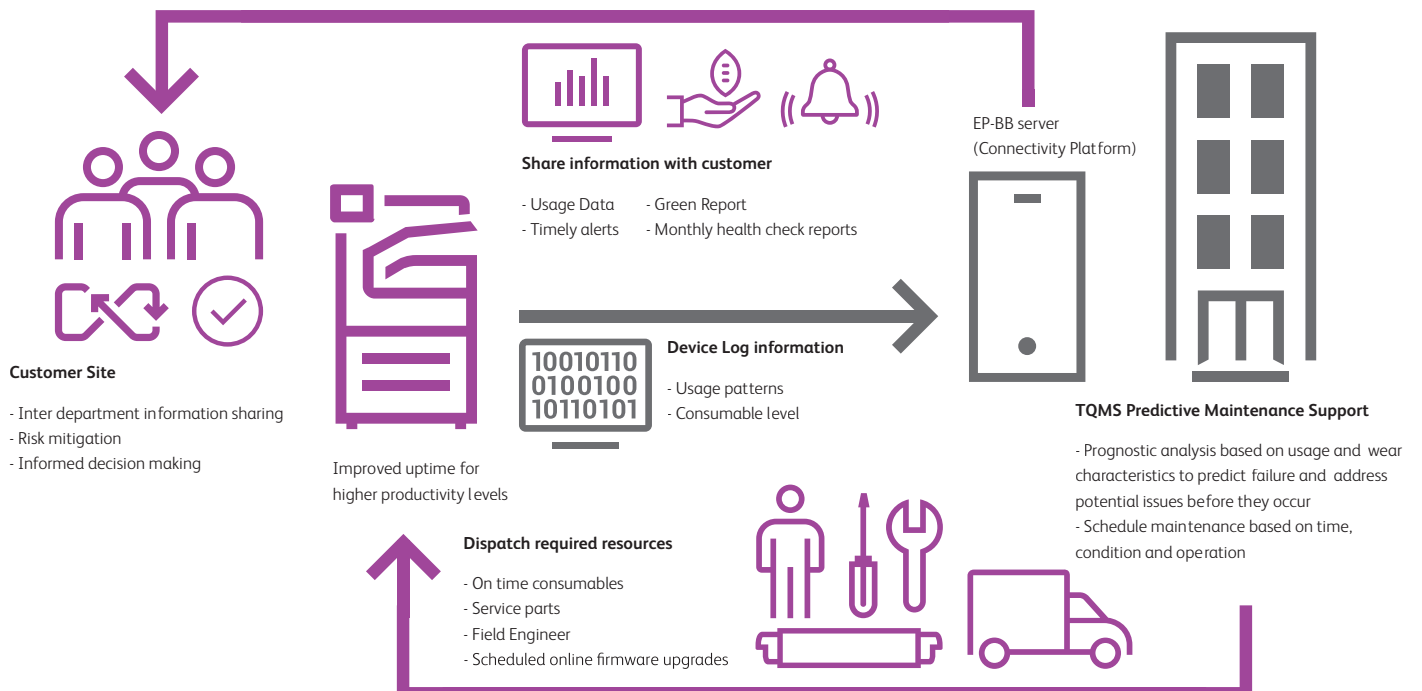
Costs are optimised through a centralised approach and enterprise-level view of your printing environment.

Improved efficiency

Down time is minimised with faster problem response and issue resolution through automated alert features, resulting in greater customer satisfaction.

The new ApeosPort-VII/DocuCentre-VII Series incorporates a host of services* that delivers key operating information such as pre-emptive alerts, usage data, and required resources – intelligence that will assist you to mitigate downtime, maximise productivity and increase your operating margin. Real time analysis based on usage helps in predicting possible faults before they even occur.

* Customers need to activate the following Fuji Xerox services (at no extra cost) to receive described benefits
 EP-BB: Electronic Partnership Broad Band service
 RDHC: Remote Device Health Check service (Check with local Fuji Xerox office for RDHC service availability in your respective region)



Easy accounting of multifunction device usage data in multiple offices

Inconveniences we hear

- Telecommuting has made it impossible for a company to calculate how much documents are printed by each department.
- Since the usage data is collected and totalised in different ways by each office, the company cannot allocate costs by looking at the overall balance.

The Device Log Service enables the logs of multifunction devices at multiple offices to be collected and totalised, reducing management costs.

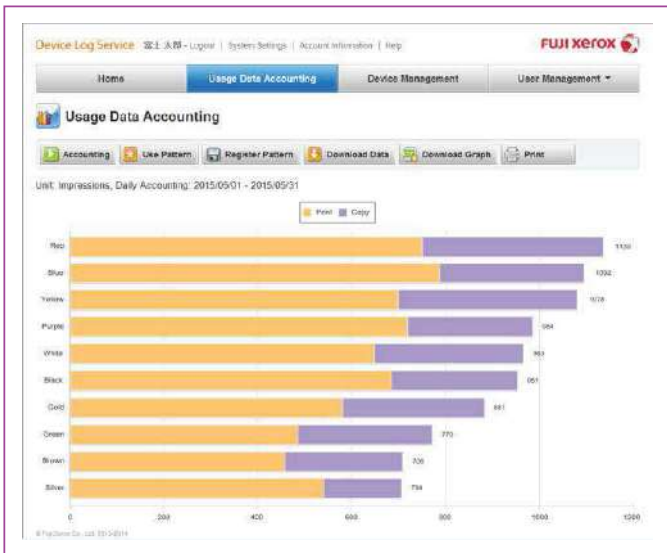
Device Log Service

See who's using the ApeosPort-VII/DocuCentre-VII via a web browser – usage data is displayed as colour-coded charts, without needing a dedicated server or special procedures. This reduces the work of a manager and raises awareness about cost savings.



Example of totalisation by department

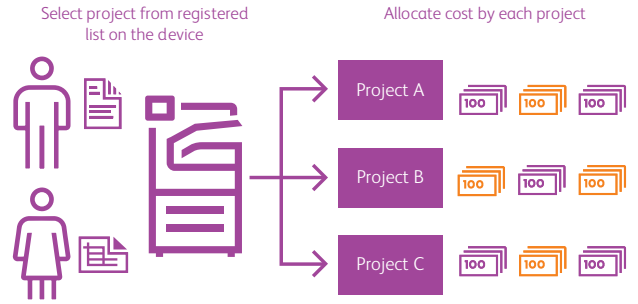
The device log service allows you to gather the usage status of all multifunction devices in one place, such as head office, instead of at separate locations. Total the results of each office and allocate costs to the relevant users.



Totalisation results by user

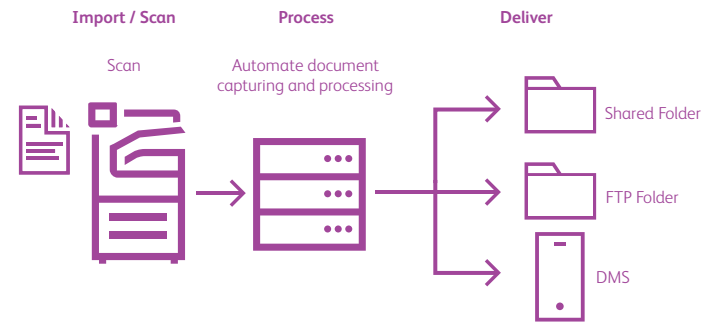
Cost Control

Total control over your print activities gives you better management over your costs and increases your efficiency. With one-touch user authentication, you can efficiently secure all print activities, preventing unnecessary wastage. User-based tracking, along with different levels of authentication (card, code, log-in), makes you an impenetrable gatekeeper – allowing only authorised users to activate the printer. Program the release of prints only when the authorised user has approached the MFD.



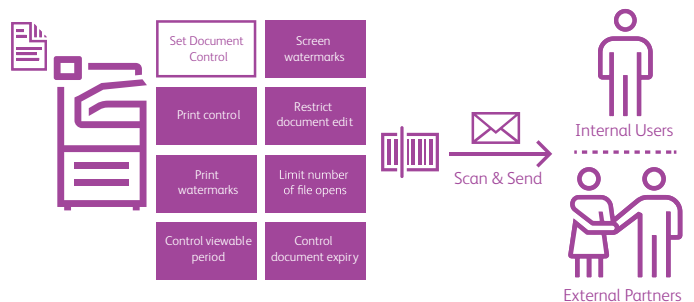
Automated Workflow

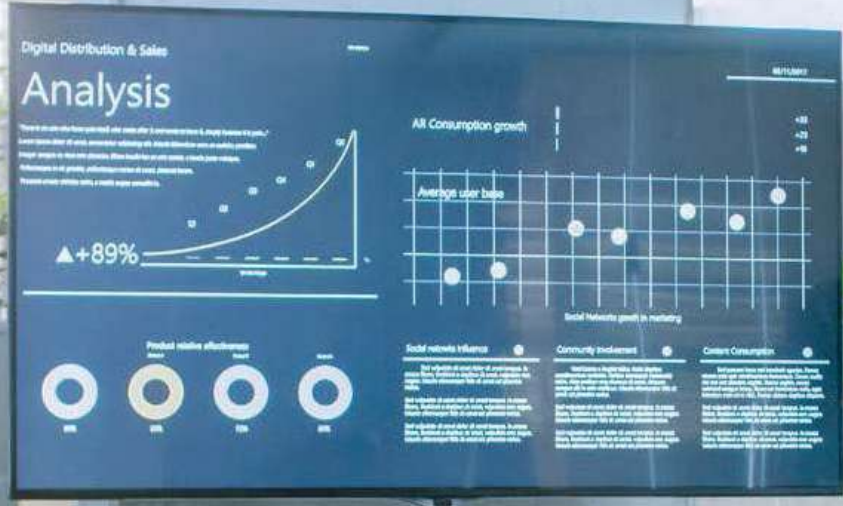
Beyond just automating tasks, Smart Work Gateway is called Smart for a reason. Your multi-function device (MFD) will facilitate the distributed document capture, and with Optical Character Recognition (OCR), document text is digitised. Mobile access and processing are possible from both iOS and Android™ devices—Customise this feature according to your operational workflow and free up valuable time



Security

Smart Work Gateway uses data-centric security and Information Rights Management (IRM) to control the use of, modification and distribution of your content. With the use of IRM, your information has the highest security standards, reducing the risk of information leaks. If confidential information leaks do occur, you can respond swiftly – securing your data and identifying the source of the leak. When integrated with the Fuji Xerox ApeosPort-VII/DocuCentre-VII, paper documents scanned by the device are secured with the same process as digital documents.





Digitalization

With the ever evolving world of connectivity, Fuji Xerox is continuously working towards helping our customers achieve a common vision of seamless workflow integration to overcome redundancies, reduce turnaround times and the flexibility of working anytime, anywhere.

Connect the ApeosPort-VII/DocuCentre-VII Series with existing document workflows over cloud services and internal processes to achieve an optimum level of scalability for enhanced productivity.

Intelligent Scanning

Simple scanning for workflows

Convert Scanned documents automatically to a pre-specified file format and destination. Once a file format and destination is registered, select the workflow button and scan the document. Add a file name by adding a document type and date to a user-defined string set on a PC, great for routine work. Efficiency in managing and utilising contracts and bills, etc. is dramatically increased.

* Optional.

Smoothly scanning of irregular sizes

Irregular and small size paper documents can be automatically adjusted to the closest standard size just by scanning with the duplex automatic document feeder. Easily scan receipts and order slips without entering each individual document size.

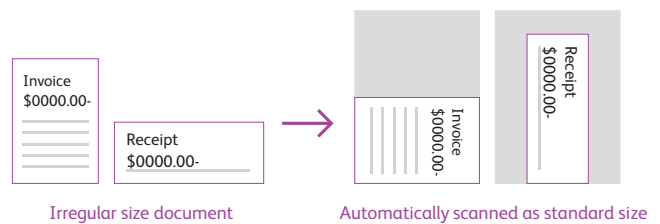
Various scan functions

Supporting a wide range of file formats and processes

Emailed or scanned data can be converted to TIFF, JPEG, DocuWorks, PDF, or XPS*1 formats. The device also offers OCR processing*2 enabling convenient searching. Data size can be compressed to reduce network load, and a password can also be set.

*1 An abbreviation for XML Paper Specification.

*2 Optional.



Even easier personalised scanning

The "ScanAuto" function automatically selects the correct size/ simplex/duplex/orientation of your document, simply by pressing the start button. Also, when using the authentication function, your e-mail address is automatically set as the destination just by opening ScanAuto, eliminating the need to enter the destination.

High-speed scanning of large quantities of documents

The device can scan in duplex at a blistering 270 ppm.*1 Up to 250 sheets*2 can be loaded in the DADF for scanning.

*1: Ppm for C7773 / C6673. 154 ppm for the C5573 / C4473 / C3373 / C3372 / C2273.

*2: Amount of sheets for C7773 / C6673. 130 sheets for the C5573 / C4473 / C3373 / C3372 / C2273.



Cloud First

Scan or print directly to or from the cloud, easily share documents without the hassle of multiple steps. It's all possible, right from the device.

Secure, easy printing when away from office

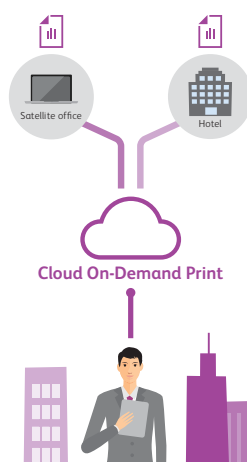
Inconveniences we hear

- When I need to print away from my office, it is troublesome to ask someone else to print for me by sending the file by e-mail or handing a USB flash memory, or installing a printer driver to my laptop.
- When conducting business with people from different departments, the required materials and corrected documents after meetings cannot be immediately printed because there is no LAN environment that can be commonly used.

As long as there is an Internet connection, Cloud On-Demand Print can be used to easily print via the cloud at external offices.

Cloud On-Demand Print

Register documents on a cloud server from a computer or mobile device and print them from a multifunction device at the location using an ID and password. There is no risk of losing data and you do not need a dedicated driver. The required documents can be printed easily and securely when away from the office.



More efficient digitisation processes

Inconveniences we hear

- We would like to switch to file sharing on the cloud but are concerned about whether scanning and searching will remain as smooth as before
- A large amount of time and effort is spent on entering and filing large amounts of accounting vouchers to accounting software

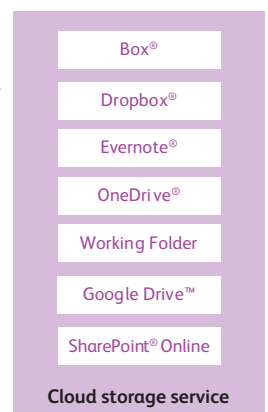
Multiple cloud services can be integrated into a single service with Cloud Service Hub. It also enables linkage with business cloud services of various companies and enables smooth operations.

Cloud Service Hub

In addition to Working Folder, you can scan to and search cloud storage services such as Box®, Dropbox®, Evernote®, GoogleDrive™, OneDrive®, SharePoint® using a single login. Search multiple cloud services to locate your required document thanks to automatic OCR processing of your scanned documents.

Enhanced links with partner companies

Link with the cloud services of Concur, such as Concur Expense for accounting, dramatically increasing the efficiency of digitisation work for accounting.



 Cloud Service Hub

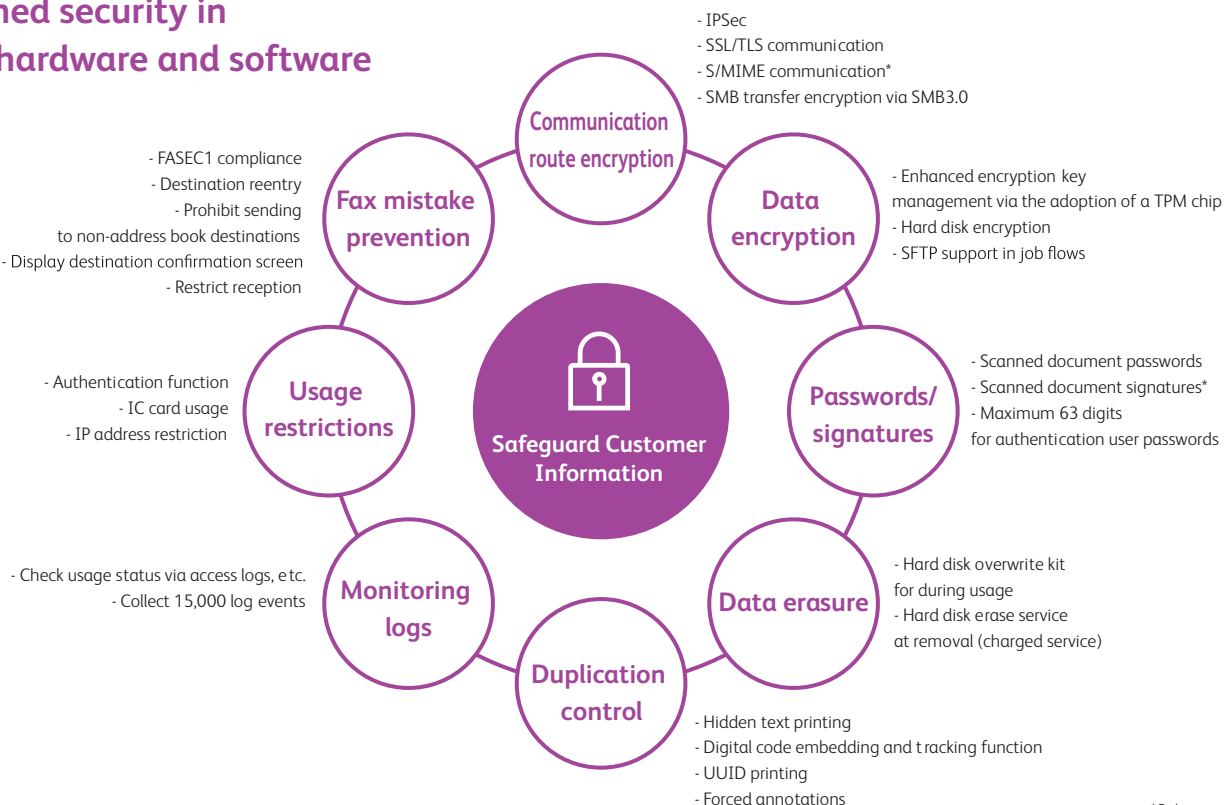


Total Security

Fuji Xerox proudly defines its holistic security approach on the basic principles of Confidentiality, Integrity and Availability.

The new ApeosPort-VII/DocuCentre-VII Series incorporates security features to combat the significant threats facing the entire information management life cycle; starting at device level with document creation, to setting access rights for document sharing both internally and externally, to creating potential backup plans for all scanned documents for business continuity planning.

Enriched security in both hardware and software




*Only supported by ApeosPort.

Server-less authentication

Share user authentication information between multiple multifunction devices without requiring an authentication server. When you register user authentication information and associate it with the IC card ID information, this is stored in the parent Apeos Port-VII/DocuCentre-VII and shares it with linked devices. This makes it easy to use any linked device following authentication procedures, and reduces costs as you do not need a dedicated server.

* Server-less authentication is an optional feature
 * Server-less authentication requires additional IC card reader



Server-less on-demand printing

If the multifunction device that you set as the output destination is being used, you can redirect your print job to another multifunction device – saving you time, especially when you are in a hurry. Check the status of your print job on the UI panel before printing using the preview displays, or change settings such as the number of copies, colour mode and one-sided/two-sided output, all from the UI panel. This improves document security and reduces waste from unnecessary printing.

* Server-less on-demand printing is an optional feature

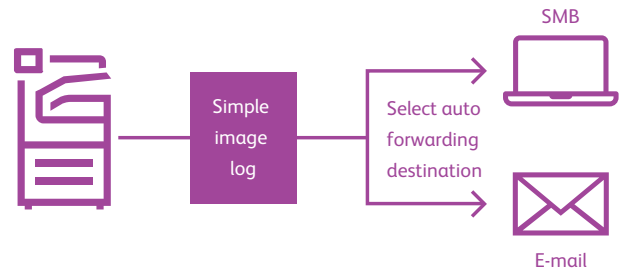
Secure use of one device by two departments

An optional extra Ethernet can be added. With the extra Ethernet, a secure output environment can be created with two separate networks connected to a single device. For example, users can be divided into internal company network users and visitors, or mission-critical system users and office network users. It can even be conveniently and securely used in a shared office.

* Optional
 * Only for SMB transfers with the print function and box job flows. Printer supported protocol is limited to TCP/IP (Ipd, port 9100).

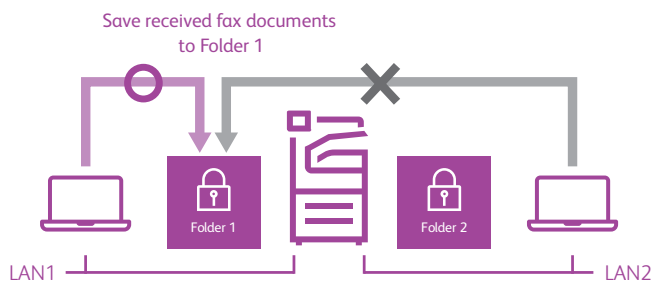
Image log of transmitted fax document

A simple image log of transmitted fax documents can be retrieved. The same document is automatically transferred to the SMB destination or e-mail destination specified in advance when a fax is sent. By enabling a transmitted fax document image log to be automatically retained, information can be managed, monitored, and tracked without the need to file paper documents. It also reduces the risk of information leaks.



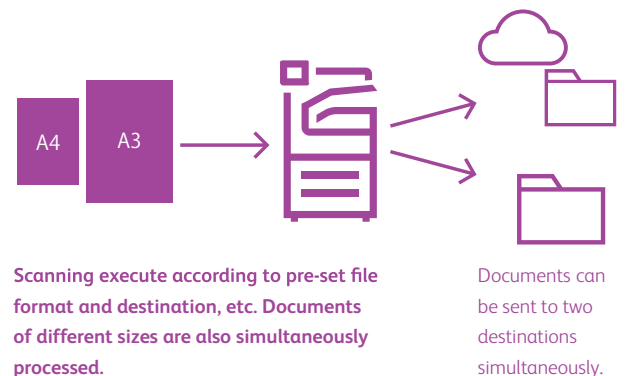
Secure paperless fax reception

The network that can be used for the device folder where paperless fax documents are saved can now be selected. This enables received fax documents can only be checked with separate networks when using two LANs with a secondary Ethernet or when using two fax lines with a second G3 port.



Support for mixed sizes and multi-send

Customer can use two locations simultaneous scan feature to create potential backups of entire document flow over cloud, assisting them with ever growing need of Business continuity planning. Further, different size originals such as A4 and A3 documents can be scanned at the same time reducing considerable effort and process time.



Scanning execute according to pre-set file format and destination, etc. Documents of different sizes are also simultaneously processed.

Documents can be sent to two destinations simultaneously.

More with less

The ApeosPort series offers powerful functions that reduce management and enhance security.

Simpler user authentication

Reduce administrative work by using a server registered with user information for authentication, rather than setting user information on each multifunction device. Restrictions on functions and colour output can be applied* on a user basis. Additionally, users who are not registered on the server (such as a temporary staff) can also be permitted to use the multifunction device.

* Requires the separate ApeosWare Management Suite 2 software.

Further enhanced security

- Importing a device certificate to a multifunction device, digital signatures and encrypted communication based on S/MIME can be performed when sending e-mail/Internet faxes.
- Attaching a digital signature to scanned documents detects modifications and sender falsification can be prevented.

Image log*

Image log enables job logs (including user, usage time, number of copies) and the image itself to be stored and managed, enabling prompt investigation should a confidential document be leaked.

* Optional. Requires separately sold ApeosWare Image Log Management software.

Green Technology

Newly-developed Super EA-Eco toner

The device achieves a high resolution output of 1200 x 2400 dpi using the industry's smallest toner particles providing clearer texts, lines and more beautiful halftones.



Bio-based plastic/recycled plastic

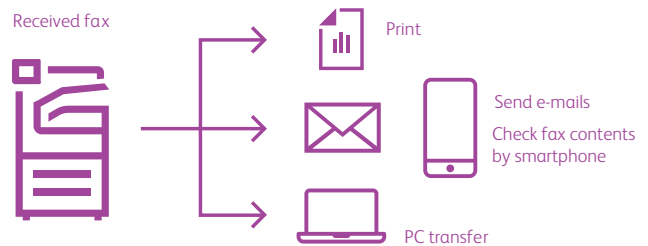
Fuji Xerox multifunction devices adopt bio-based plastic parts using cellulose derived from wood (which reduces CO₂ emissions). Recycled plastics used in some external parts helping to reduce impact on global warming.



Reducing wasteful paper output






Received faxes can be stored in the device folder instead of being immediately printed. You can decide which faxes need to be printed after checking them on the UI panel.

Checking faxes while on the move. Faxes received in the confidential box of the multifunction device can be transferred to a smartphone or tablet device for checking outside of the office.



Further diversified

Variations to types of post-processing such as Z-fold or Tri-fold to create professional-looking documents.

				
Staple Stapling multiple pages together	Punch Hole punching for binders	Saddle Staple Convenient for making catalogs and booklets	Z-fold Z-folds A3 documents into A4 size	Tri-fold Convenient for inserting direct mail, etc.

	Finisher-A2	Finisher-B3 + Booklet Maker Unit	C3 Finisher	C3 Finisher with Booklet Maker	C3 Finisher with Booklet Maker + Folder Unit CD1
					
Staple capacity	50 sheets ¹	50 sheets	50 sheets or 65 sheets ²	50 sheets or 65 sheets ²	50 sheets ³ or 65 sheets ²³
Punch	—	2/4 holes or 2/3 holes ⁴	2/4 holes or 2/3 holes ⁵	2/4 holes or 2/3 holes ⁵	2/4 holes or 2/3 holes ⁵
Saddle Staple	—	○ ⁶	—	○	○
Single fold	—	○ ⁶	—	○	○
Tri-fold	—	—	—	—	○ ⁷
Z-fold	—	—	—	—	○ ⁷
Paper capacity ⁸	Output tray	—	500 sheets	500 sheets	500 sheets
	Finisher tray	500 sheets	2000 sheets	3000 sheets	1500 sheets

* Finisher-A2 is compatible with models up to C5573 / C4473 / C3373 / C3372 / C2273. *3: The number of sheets that can be folded is reduced when Z-folding is mixed. *7: Folder Unit CD1 is required.
¹: A4 size. Up to 30 sheets at B4 or above. *4: 2/4 Hole or US 2/3 Hole Punch Kit for Finisher-B3 is required. *8: 64 gsm paper/A4 size.
²: C3 Finisher Staple Unit 65 sheets required. *5: 2/4 Hole or US 2/3 Hole Punch Kit for Finisher-C3 is required.
⁶: Booklet Maker Unit is required. Finisher-B3 makes a crease without folding when performing saddle stapling or double-folding.

For users that process a large amount of copy, print, and fax documents

3-way output type

Copy, print, and fax jobs can be sorted when output. Tandem Tray and High Capacity Feeder handles user needs for high volume output.



ApeosPort-VII C7773 / C6673 / C5573 / C4473 / C3373 / C3372 / C2273

Functions & Specifications

Basic Specifications/Copy Function

Item	Description
	C7773 C6673 C5573 C4473 C3373 C3372 C2273
Type	Console
Memory capacity	4 GB (Max: 4 GB)
Hard disk capacity ¹⁾	160 GB or larger (Usable space: 128 GB)
Colour Capability	Full Colour
Scan Resolution	600 x 600 dpi
Printing Resolution	1200 x 2400 dpi (High Resolution Photo) 600 x 600 dpi (Text / Text-Photo / Photo / Map)
Warm-up Time	[When Embedded Plug-ins / Custom Services are enabled ²⁾ 36 seconds or less, 30 seconds or less if the main power is on (23 degrees Celsius room temperature) [When Embedded Plug-ins / Custom Services are disabled ²⁾ 30 seconds or less, 24 seconds or less if the main power is on (23 degrees Celsius room temperature)
Original Size	Maximum of A3, 11 x 17", 297 x 432 mm for both Sheet and Book
Paper Size	Max SRA3 (320 x 450 mm), 12 x 18" (305 x 457 mm), A3 [12 x 19" (305 x 483 mm), 320 x 483 mm when using Bypass Tray] Min A5, Postcard (100 x 148 mm)[89 x 98 mm when using Bypass Tray] Image loss width ³⁾ Lead edge 4.0 mm, Trail edge 2.0 mm, Right/Left edge 2.0 mm
Paper Weight ⁴⁾	Paper Tray 52 to 300 gsm Bypass Tray 52 to 300 gsm
First Copy Output Time	B/W ⁵⁾ 3.3 sec. 3.3 sec. 3.7 sec. 4.4 sec. 4.9 sec. 4.9 sec. 6.3 sec. Colour ⁶⁾ 4.1 sec. 4.1 sec. 5.2 sec. 5.7 sec. 6.7 sec. 6.7 sec. 8.7 sec.
Continuous Copy Speed ⁷⁾	A4 LEF / B5 LEF B/W: 70 Colour: 65 B/W: 65 Colour: 65 B/W: 55 Colour: 55 B/W: 45 Colour: 45 B/W: 35 Colour: 35 B/W: 30 Colour: 30 B/W: 25 Colour: 25 A4 / B5 B/W: 50 Colour: 50 B/W: 47 Colour: 47 B/W: 40 Colour: 40 B/W: 32 Colour: 32 B/W: 27 Colour: 27 B/W: 23 Colour: 23 B/W: 19 Colour: 19 B4 B/W: 41 Colour: 41 B/W: 38 Colour: 38 B/W: 32 Colour: 32 B/W: 26 Colour: 26 B/W: 23 Colour: 23 B/W: 20 Colour: 20 B/W: 16 Colour: 16 A3 B/W: 35 Colour: 35 B/W: 32 Colour: 32 B/W: 27 Colour: 27 B/W: 22 Colour: 22 B/W: 19 Colour: 19 B/W: 17 Colour: 17 B/W: 14 Colour: 14
Paper Tray Capacity ⁸⁾	Standard 4 Tray Model: 500 sheets x 4-tray + Bypass Tray 90 sheets Tandem Tray Model: 500 sheets x 2-tray + 810 sheets + 1175 sheets + Bypass Tray 90 sheets Optional HCF B1: 2030 sheets Max 4 Tray Model: 4120 sheets (4 Tray Model + HCF B1) Tandem Tray Model: 5105 sheets (Tandem Tray Model + HCF B1)
Output Tray Capacity ⁹⁾	Upper Center: 250 sheets (A4 LEF) Lower Center: 250 sheets (A4 LEF)
Power Supply	AC220-240 V +/- 10 %, 10 A, 50/60 Hz common
Maximum Power Consumption	[C7773 / C6673 / C5573 / C4473] 2.2 kW (AC220 V +/- 10 %) 2.4 kW (AC240 V +/- 10 %) Sleep Mode: 0.5 W (AC230 V) Ready Mode: 111 W (AC230 V) [C3373 / C3372 / C2273] 2.2 kW (AC220 V +/- 10 %) 2.4 kW (AC240 V +/- 10 %) Sleep Mode: 0.5 W (AC230 V) Ready Mode: 75 W (AC230 V)
Dimensions	[C7773 / C6673] W 663 x D 793 x H 1169 mm [C5573 / C4473 / C3373 / C3372 / C2273] W 663 x D 723 x H 1141 mm
Weight ¹⁰⁾	[C7773 / C6673] 154 kg [C5573 / C4473 / C3373 / C3372 / C2273] 4 Tray Model: 133 kg Tandem Tray Model: 144 kg

¹⁾ The Storage Hard disk capacity is not totally available for customers.

²⁾ Embedded Plug-ins / Custom Services are enabled as factory default. You can change the settings if needed.

³⁾ Up to A3 size.

⁴⁾ It is recommended to use Fuji Xerox recommended paper. Correct print output may not be possible depending on the requirement.

⁵⁾ A4 LEF / Monochrome priority mode.

⁶⁾ A4 LEF / Colour priority mode.

⁷⁾ This unit is sheets/minute. The speed may be reduced due to the image quality adjustment.

⁸⁾ 80 gsm paper.

⁹⁾ 64 gsm paper.

¹⁰⁾ Excluding Toner Cartridge.

Print Function

Item	Description
Type	Built-in type
Continuous Print Speed ¹⁾	Same as the Basic Specifications / Copy Function
Printing Resolution	Standard [PCL Driver] Standard: 1200 x 2400 dpi, High Quality: 1200 x 2400 dpi, High Resolution: 1200 x 1200 dpi Optional [Adobe® PostScript® 3™ Driver] High Speed (Standard): 600 x 600 dpi, High Quality: 1200 x 2400 dpi, High Resolution: 1200 x 1200 dpi
Page Description Language	Standard PCL 5 / PCL 6 Optional Adobe® PostScript® 3™
Supported Operating System ²⁾	Standard [PCL Driver] Windows 10 (32bit), Windows 10 (64bit), Windows 8.1 (32bit), Windows 8.1 (64bit), Windows 7 (32bit), Windows 7 (64bit), Windows Server 2016 (64bit), Windows Server 2012 R2 (64bit), Windows Server 2012 (64bit), Windows Server 2008 R2 (64bit), Windows Server 2008 (32bit), Windows Server 2008 (64bit) [Mac OS X Driver] macOS 10.13 / 10.12, OS X 10.11 / 10.10 / 10.9 Optional [Adobe® PostScript® 3™ Driver] Windows 10 (32bit), Windows 10 (64bit), Windows 8.1 (32bit), Windows 8.1 (64bit), Windows 7 (32bit), Windows 7 (64bit), Windows Server 2016 (64bit), Windows Server 2012 R2 (64bit), Windows Server 2012 (64bit), Windows Server 2008 R2 (64bit), Windows Server 2008 (32bit), Windows Server 2008 (64bit) macOS 10.13 / 10.12, OS X 10.11 / 10.10 / 10.9
Interface	Standard Ethernet 1000BASE-T / 100BASE-TX / 10BASE-T, USB3.0

¹⁾ The speed may be reduced due to the image quality adjustment. The printing speed may be reduced depending on the document.

²⁾ Please refer to our official website for the latest supported OS.

Scan Function

Item	Description
Type	Colour Scanner
Scan Resolution	600 x 600 dpi, 400 x 400 dpi, 300 x 300 dpi, 200 x 200 dpi
Scan Speed	Same as the Scan Speed for the Duplex Automatic Document Feeder
Interface	Standard Ethernet 1000BASE-T / 100BASE-TX / 10BASE-T

Fax Function (Optional)

Item	Description
Original Size	Max: A3, 11 x 17", Long document (Longest 600 mm)
Recording Paper Size	Max: A3, 11 x 17" Min: A5
Transmission Time	2 seconds and more but fewer than 3 seconds ¹⁾
Transmission Mode	ITU-T G3
Applicable Lines	Telephone subscriber line, PBX, Fax communication (PSTN), Maximum 3 ports ²⁾ (G3-3 ports)

¹⁾ When A4 size document with approximately 700 characters is transmitted in standard image-quality (8 x 3.85 lines/mm) and in high-speed mode (28.8 kbps or faster, JBIG). Only indicates the time for transmitting the image information and does not include the communication control time. The total communication time will vary depending on the contents of the document, the type of machine receiving the fax, and line condition.

²⁾ No. of FAX lines is up to 3 ports. Port refers to number of channels for FAX.

Duplex Automatic Document Feeder B1-PC

Item	Description
	C5573 C4473 C3373 C3372 C2273
Original Size / Paper Weight	Max: A3, 11 x 17"; Min: A5 ¹⁾ 38 to 128 gsm (In Duplex: 50 to 128 gsm)
Capacity ²⁾	130 sheets
Scan Speed ³⁾	Copy (A4 LEF Simplex) B/W: 55 sheets/minute Colour: 55 sheets/minute B/W: 45 sheets/minute Colour: 45 sheets/minute B/W: 35 sheets/minute Colour: 35 sheets/minute B/W: 30 sheets/minute Colour: 30 sheets/minute B/W: 25 sheets/minute Colour: 25 sheets/minute Scan B/W: 80 sheets/minute, Colour: 80 sheets/minute (1 pass, 2 sided scanning: B/W: 154 ppm ⁴⁾ , Colour: 154 ppm ⁴⁾) [Fuji Xerox Standard Paper (A4 LEF), 200 dpi, to Folder.]

¹⁾ The minimum custom size is 125 x 85 mm.

²⁾ 64 gsm paper.

³⁾ The scanning speed varies depending on the documents.

⁴⁾ 160 ppm for both B/W and colour when Quiet Mode is disabled. This setting can be changed to suit the customer's usage.

Duplex Automatic Document Feeder C2-PC

Item	Description
	C7773 C6673
Original Size / Paper Weight	Max: A3, 11 x 17"; Min: A6 ¹⁾ 38 to 200 gsm (In Duplex: 50 to 200 gsm)
Capacity ²⁾	250 sheets
Scan Speed ³⁾	Copy (A4 LEF Simplex) B/W: 70 sheets/minute Colour: 70 sheets/minute B/W: 135 sheets/minute, Colour: 135 sheets/minute (1 pass, 2 sided scanning: B/W: 270 ppm, Colour: 270 ppm) [Fuji Xerox Standard Paper (A4 LEF), 200 dpi, to Folder.]

¹⁾ The minimum custom size is 84 x 139.7 mm.

²⁾ 64 gsm paper.

³⁾ The scanning speed varies depending on the documents.

HCF B1 (Optional)

Item	Description
Paper Size	A4 LEF, Letter LEF, B5 LEF
Paper Weight	55 to 216 gsm
Feeding Capacity / Number of Tray*	2030 sheets x 1-tray
Dimensions	W 389 x D 610 x H 380 mm
Weight	29 kg

*80 gsm paper.

Envelope Tray (Optional)

Item	Description
Paper Size	DL LEF, ISO-C4, ISO-C5 LEF, ISO-C6 LEF, Commercial #10 LEF, Monarch 7.3/4 LEF Custom Size: 241 x 372 mm to 90 x 98 mm
Paper Weight	Envelope: 75 to 90 gsm, Postcard (Japan Post): 106 to 220 gsm
Feeding Capacity / Number of Tray*	50 sheets x 1-tray
Dimensions	W 620 x D 566 x H 87 mm
Weight	3 kg

*Commercial #10 paper.

Side Tray

Item	Description
Paper Capacity*	100 sheets
Dimensions	W 324 x D 567 x H 228 mm

*64 gsm paper.

Finisher-A2 (Optional)

Item	Description	
Type	Sort (Offset available) ^{*1} / Stack (Offset available) ^{*1}	
Paper Size	Max: A3, 11 x 17"; Min: A5, Postcard (100 x 148 mm)	
Paper Weight ^{*2}	52 to 256 gsm	
Paper Capacity ^{*3}	Finishing Tray [Without Stapling] A4 LEF: 500 sheets, B4: 250 sheets, A3 or larger: 200 sheets, Mixed Size Stacking ^{*4} : 250 sheets [With Stapling] 30 sets or A4 LEF: 500 sheets, B4: 250 sheets, A3 or larger: 200 sheets, Mixed Size Stacking ^{*4} : 250 sheets	
Staple	Capacity	A4: 50 sheets (90 gsm or less) B4 or larger: 30 sheets (90 gsm or less)
	Paper Size	Max: A3, 11 x 17" Min: B5 LEF
	Position	Single stapling, Dual stapling
Dimensions	W 478 x D 461 x H 238 mm	
Weight	11 kg	

* Note: The unit cannot be installed on ApeosPort-VII C773/C6673.

*1 [No Offset] is selected by factory default. The settings can be changed according to the customer's use situation.

*2 Documents may not be printed correctly depending on usage conditions. (52 to 55 gsm)

*3 64 gsm paper.

*4 When larger size sheets are stacked on top of smaller size sheets. 250 sheets when large size sheets are smaller than A3. 200 sheets when large size sheets are A3 or larger.

The same applies to when staple-free and stapled bindings are mixed or different stapling positions are mixed.

Finisher-B3 (Optional)

Item	Description	
Type	Sort (Offset available) ^{*1} ^{*2} / Stack (Offset available) ^{*1} ^{*2}	
Paper Size ^{*3}	Max: A3, 11 x 17"; Min: A5	
Paper Weight ^{*4}	52 to 300 gsm	
Paper Capacity ^{*5}	[Without Stapling] A4: 2000 sheets, B4 or larger: 1000 sheets, Mixed Size Stacking ^{*6} : 300 sheets [With Stapling] A4: 100 sets or 1000 sheets ^{*7} , B4 or larger: 75 sets or 750 sheets [With Booklet Finishing ^{*8}] 50 sets or 600 sheets [With Fold ^{*9}] 500 sheets	
Staple	Capacity	50 sheets (90 gsm or less)
	Paper Size	Max: A3, 11 x 17" Min: A5 LEF
	Paper Weight	52 to 256 gsm
	Position	Single stapling, Dual stapling
Punch ^{*9}	Number of Holes	2-hole / 4-hole punch or 2-hole / 3-hole punch (US Specifications)
	Paper Size	A3, 11 x 17"; B4 ^{*10} , A4 ^{*11} , A4 LEF, Letter ^{*11} , Letter LEF, B5 ^{*11} , B5 LEF ^{*10} , A5 ^{*11} , A5 LEF ^{*11}
	Paper Weight	52 to 220 gsm
Booklet Finishing ^{*8}	Capacity	Saddle Staple: 15 sheets Single Fold: 5 sheets
	Paper Size	Max: A3, 11 x 17" Min: A4, Letter
	Paper Weight	Saddle Staple: 64 to 80 gsm ^{*12} Single Fold: 64 to 105 gsm
Dimensions ^{*13}	W 592 x D 653 x H 1041 mm With Booklet Finisher: W 592 x D 673 x H 1079 mm	
Weight	25 kg With Booklet Finisher: 35 kg	

*1 The offset feature is set to disabled by factory default. The setting can be changed as necessary.

*2 Outputs whose weight is 257 gsm and more or width is less than 210 mm are delivered without offset stacking.

*3 Paper in the sizes larger than A3 or 11 x 17" or smaller than A5 are delivered to the Centre Tray.

*4 Documents may not be printed correctly depending on usage conditions. (52 to 55 gsm, 257 gsm and more)

*5 64 gsm paper.

*6 When larger size sheets are stacked on top of smaller size sheets.

*7 75 sets or 750 sheets with dual stapling.

*8 The Booklet Finishing function requires the optional Booklet Maker Unit for Finisher-B3. After a job with the Booklet Finishing function specified has been output, the next job may not be delivered until the sheets are removed from the output tray. Also, if larger size sheets are stacked on top of smaller size sheets after a job with the Booklet Finishing function specified has been run, the next job may not be delivered until the sheets are removed from the output tray.

*9 The Punch function requires the optional 2/4 Hole Punch Kit for Finisher-B3 or US 2/3 Hole Punch Kit for Finisher-B3.

*10 4-hole punch is not applicable.

*11 3-hole/4-hole punch is not applicable.

*12 Covers can be up to 220 gsm (Extra Heavyweight).

*13 Inner connector within the body is excluded.

C3 Finisher / C3 Finisher with Booklet Maker (Optional)

Item	Description	
	C3 Finisher	C3 Finisher with Booklet Maker
Type	Output Tray	Sort / Stack
	Finishing Tray	Sort (Offset available) / Stack (Offset available)
	Booklet Tray	- / Sort / Stack
Paper Size	Output Tray	Max: 12 x 19" (305 x 483 mm) Min: Postcard (100 x 148 mm)
	Finishing Tray	Max: 12 x 19" (305 x 483 mm) Min: B5 LEF
Paper Weight	Output Tray	52 to 300 gsm ^{*1}
Paper Capacity ^{*2}	Finishing Tray	[Without Stapling] A4: 3000 sheets, B4 or larger: 1500 sheets, Mixed Size Stacking ^{*3} : 300 sheets [With Stapling] A4: 200 sets or 3000 sheets, B4 or larger: 100 sets or 1500 sheets, Mixed Size Stacking ^{*3} : 70 sets or 200 sheets
	Booklet Tray	[Without Stapling] A4: 1500 sheets, B4 or larger: 1500 sheets, Mixed Size Stacking ^{*3} : 300 sheets [With Stapling] A4: 200 sets or 1500 sheets, B4 or larger: 100 sets or 1500 sheets, Mixed Size Stacking ^{*3} : 70 sets or 200 sheets
Staple	Capacity	50 sheets (90 gsm or less) ^{*5}
	Paper Size	Max: A3, 11 x 17" Min: B5 LEF
	Paper Weight	52 to 300 gsm
Punch ^{*6}	Position	Single stapling, Dual stapling
	Number of Holes	2-hole / 4-hole punch or 2-hole / 3-hole punch (US Specifications)
	Paper Size	A3, 11 x 17", B4, A4 ^{*7} , A4 LEF, Letter ^{*7} , Letter LEF, B5 LEF, 7.25 x 10.5" (184 x 267 mm) LEF, 8 x 10" (203 x 254 mm), 8 x 10" (203 x 254 mm) LEF, 16K (194 x 267 mm) LEF, Cover A4 (223 x 297 mm) LEF, 9 x 11" (229 x 279 mm) LEF, 215 x 315 mm, 8.5 x 13" (216 x 330 mm), Legal, 11 x 15" (279 x 381 mm), 8K (267 x 388 mm)
Booklet Finishing	Paper Weight	52 to 220 gsm
	Capacity	- / Saddle Staple: 16 sheets (90 gsm or less) ^{*8} Single Fold: 5 sheets (90 gsm or less) ^{*8}
	Paper Size	Max: SRA3 (320 x 450 mm), 12 x 18" (305 x 457 mm) Min: B5
Dimensions ^{*9}	Paper Weight	Saddle Staple: 60 to 300 gsm Single Fold: 60 to 300 gsm
	Capacity	-
	Paper Size	Max: SRA3 (320 x 450 mm), 12 x 18" (305 x 457 mm) Min: B5
Weight	Dimensions ^{*9}	W 730 x D 589 x H 1056 mm When Folder Unit CD1 is installed: W 965 x D 726 x H 1056 mm
	Weight	W 790 x D 589 x H 1056 mm When Folder Unit CD1 is installed: W 1025 x D 726 x H 1056 mm
Weight	Weight	49 kg When Folder Unit CD1 is installed: 101 kg
	Weight	66 kg When Folder Unit CD1 is installed: 118 kg

* Note: Transport Unit H3 is required.

*1 52 to 55 gsm output paper may not be aligned properly depending on the paper type.

*2 64 gsm paper.

*3 When larger size sheets are stacked on top of smaller size sheets.

*4 When the output paper size is the same.

*5 Up to 65 sheets can be stapled when the C3 Finisher Staple Unit 65 Sheets is installed. However, depending on the paper type, incorrect stapling such as uneven edge alignment of sets may occur.

*6 Optional.

*7 3-hole punch is not applicable.

*8 The maximum number of sheets varies depending on the paper weight. Booklet may not be tightly closed depending on the size or type of the paper.

*9 Inner connector within the body is excluded.

Folder Unit CD1 (Optional)

Item	Description	
Z Fold	Paper Size	A3, 11 x 17"; B4
	Paper Weight	60 to 90 gsm
Half Sheet	Paper Size	A4, Letter
	Paper Weight	60 to 90 gsm
Tri-fold	Paper Capacity ^{*1}	40 sheets
	Paper Weight	40 sheets
Power Supply	AC220-240 V +/- 10 %, 0.6 A, 50/60 Hz common ^{*2}	
Maximum Power Consumption	144 W (AC220-240 V +/- 10 %)	
Dimensions	W 232 x D 726 x H 991 mm	
Weight	53 kg	

* Note: Optional of C3 Finisher / C3 Finisher with Booklet Maker.

*1 64 gsm paper.


*2 Power supply separate from the main unit is required.

Notes

- 1) If the storage media (such as hard disk drives) of the base unit fail, loss of received data, accumulated data, registered setting data, etc. may occur. In no event shall Fuji Xerox be liable for any damages whatsoever arising from loss of data.
- 2) Functional spare parts will be available for at least 7 years after the product is no longer manufactured.

All product names and company names mentioned in this brochure are trademarks or registered trademarks of their respective companies. The product specifications, appearance and other details in this brochure are subject to change without notice for improvements.

Reproduction Prohibitions Please note that reproduction of the following is prohibited by law : Domestic and foreign currencies, government-issued securities, and national bonds and local bond certificates. Unused postage stamps, post cards, etc. Certificate stamps stipulated by law. Reproducing works forming the subject matter of copyright (literary works, musical works, paintings, engravings, maps, cinematographic works, drawings, photographic works, etc.) is not permitted unless the reproduction is for the purpose of personal use, family use or other similar uses within a limited circle.

 **For Your Safety**
Before using the product, read the Instruction Manual carefully for proper use. Use the product with the power source and voltage specified. Be sure to establish ground connection. Otherwise, electronic shock may result in the case of a failure or short circuit.

For more information or detailed product specification, please call or visit us at

Kim Fook Equipment Sdn Bhd

Our Office Address :
123, Jalan Perisai,
Taman Sri Tebrau,
80050, Johor Bahru, Johor.

TEL : +607 334 7173
+607 331 5202
FAX : +607 332 9688

Email : andrewchin@kimfook.com.my (Sales / Technical)
nickchang@kimfook.com.my (Sales Department)
technicalsupport@kimfook.com.my (Technical Support)



<https://kimfook.com.my/>